



# Example patterns


1)




Using the squares below continue the pattern above.  
You can do this by: colouring them in, drawing a connecting line or cutting them out.




2)





Using the squares below continue the pattern above.  
You can do this by: colouring it in, drawing a connecting line or cutting it out.




# Example patterns



Using the squares below continue the pattern above.  
You can do this by: colouring them in, drawing a connecting line or cutting them out.



Using the squares below continue the pattern above.  
You can do this by: colouring it in, drawing a connecting line or cutting it out.



# Challenging patterns

1)




Using the squares below continue the pattern above.

You can do this by: colouring them in, drawing a connecting line or cutting them out.




2)



Using the squares below continue the pattern above.

You can do this by: colouring it in, drawing a connecting line or cutting it out.



# Challenging patterns







3)

1	3	5	7	9	11			
---	---	---	---	---	----	--	--	--









Using the squares below continue the pattern above.  
You can do this by: colouring them in, drawing a connecting line or cutting them out.

12	13	14	15	16	17
----	----	----	----	----	----

4)


								
---	---	---	---	---	--	--	--	--

Using the squares below continue the pattern above.  
You can do this by: colouring it in, drawing a connecting line or cutting it out.

# Pattern cards


**first**



**then**



**then**



# Pattern cards

**then**



**repeat**