



Year 5

Foundation subjects

Week beginning 13th July 2020

I can't believe we are into the final week of the Summer term!
This school year has been one which all of us will never forget
– whether we have spent it in school or at home!

As well as your normal afternoon learning, there is a daily transition activity which you can choose to complete. These activities will ask you to reflect on your time in Year 5 and to look ahead to your final year at Lightwoods.

We all hope you have a safe and happy summer and we look forward to welcoming you back to school in September.

The Lightwoods staff

Monday 13th July 2020
TRANSITION ACTIVITY

- This time of year is a chance to say farewell to teachers and hello to new faces. It is also an important time to cherish the memories you have made.
- Create a piece of artwork of your special memory from Year 5. You could frame it in a hand-made photo frame.
- They may choose to draw a favourite lesson, a funny moment, a school trip or their teacher.



Monday 13th July 2020

Science – Dissolving

- Today's lesson is all about dissolving. First of all, look through the slides about dissolving.
- Now it's time to investigate! Use the 'Dissolving investigation' worksheet to test out some materials you can find around your home. Don't worry if you don't have all of them – have you got any alternatives you could test out?
- If you have time, could you find out if the temperature of the water affects the rate at which a material dissolves?

Tuesday 14th July 2020

TRANSITION ACTIVITY

- Ending the academic year can be an emotional time for all children.
- Discuss with someone at home the similarities and differences between their current class and their new class.
- If you have any questions for your new teacher, write these down and keep them safe so you can ask them in September 😊
- A new year is also a good time to make new friends. Create a poster which includes top tips for making friends and showing kindness.



CHOOSE
kindness

Tuesday 14th July 2020

Geography – How do we produce energy?
(Part 2)




<https://classroom.thenational.academy/lessons/how-do-we-produce-energy2>

In this lesson we will be interpreting data about energy production in different countries. We will be using this data to plot information on a bar graph. We will go on to think about how renewable energy is produced.

Wednesday 15th July 2020

TRANSITION ACTIVITY

- Today we would like you to create a piece of work which shows off your personality and individual qualities.
- You could create a piece of work, like the example here, or you could find another way to show off everything that makes you YOU!
- If you wanted, you could keep this piece of work safe and bring it in to show your teacher in September!
- A silhouette template is available if you would like to use it 😊



Wednesday 15th July 2020

Music – Pulse in 3 or 4 time

<https://classroom.thenational.academy/lessons/pulse-in-3-and-4-time-d90124>

In this lesson we will be learning about pulse in 3 and 4 time.

MFL – Spanish: To give an opinion about your town or city.

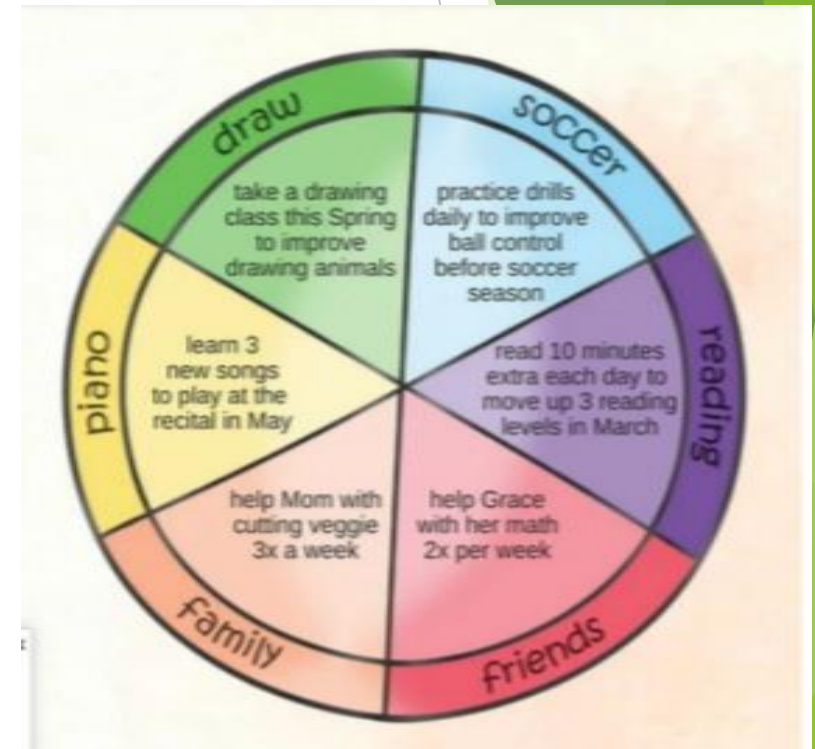
<https://classroom.thenational.academy/lessons/to-be-able-to-give-an-opinion-about-your-town-or-city-in-spanish-3d15ca>

In this lesson, we will recap our previous learning and we will learn how to express our opinions about where we live. For this lesson, you will need a pen and paper.

Thursday 16th July 2020

TRANSITION ACTIVITY

- Setting goals is a great way to try and achieve things which may feel impossible.
- Create a 'Wheel of Fortune' (see template) to set a goal for next year.
- Think about how you will achieve the goal, what or who can help you to do this and any difficulties you might have to overcome.



Thursday 16th July 2020

RE – Places of worship

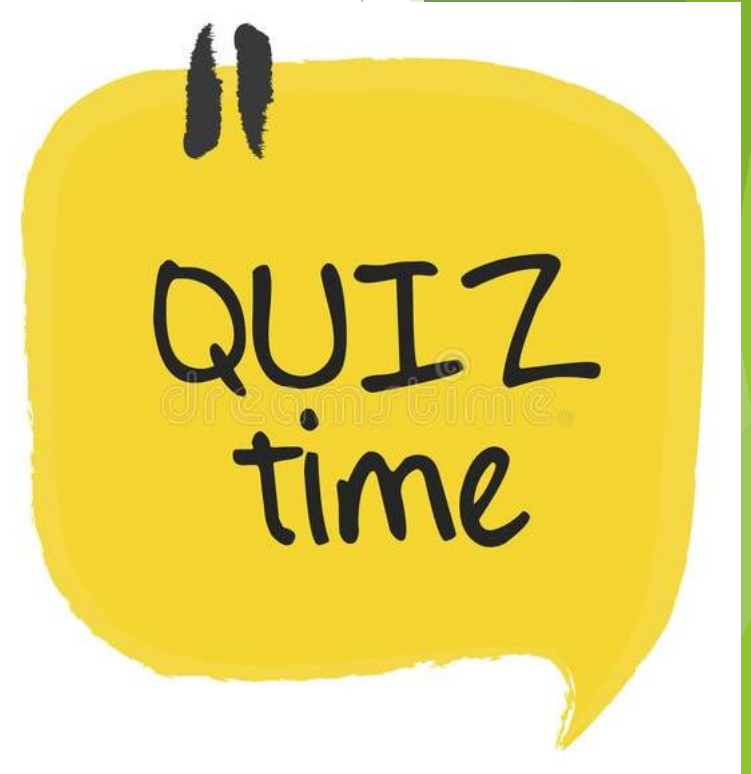
Choose one of the places of worship which you have looked at over the last two weeks. It may be more challenging to choose a place of worship which you haven't visited before! You can now choose one of the following activities to complete:

- Imagine you have visited your chosen place of worship. Write a postcard to your friend to explain your experience (see template).
- Create an information leaflet to tell people about your chosen place of worship. Include information about the things you might see inside and why people might visit.
- Create a poster to educate and inform people about your chosen place of worship.

Friday 17th July 2020

A BIT OF FUN!

- As this would be the last day of term, I thought it would be good to have a quiz!
- You can use the PowerPoint or the attached sheet to identify the odd one out between the four images.
- Remember to explain your reason why you think the image is the odd one out!
- On the PowerPoint, the next slide will reveal the answer but if you are using the worksheet, the answers print on a separate page. Good luck!
- You could see if you can find a reason for each image in each set to be labelled as the odd one out!



Friday 17th July 2020

Art – The Circle Challenge!

<https://classroom.thenational.academy/lessons/the-circle-challenge-f2c8c2>

How many circular objects can you think of? You will use your imagination and creativity to beat this challenge!

You will need a pencil, paper, crayons and a range of circular objects for this lesson – have fun!

